ATM Instruments ATM Instruments ATM Instruments ATM Instruments ATM Instruments ATM Instruments ATM Instruments ATM Instruments ATM Instruments ATM Instruments

Français

MADE en ITALIE

PRISE de PRESSION HYDRAULIQUE

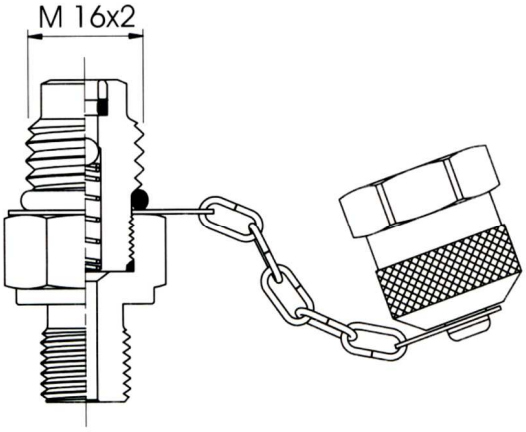

Pièces en Métal :
Acier carbone 95MnPb25-UNI4535
Zinguée en jaune
(Fe/Zn 12-UNI ISO 2081)
(possible en Inox AISI 316L 1.4571)

Système d'étanchéité :
Sphère ou Piston en acier carbone

Joints :
BUNA N (NBR)
VITON (sur demande)

Températures :
-30°C + 125°C (NBR)
-25°C + 230°C (Viton)

Huile :
Hydraulique (ASTM 3)
Minérale (DOT 4)

Pression de Travail :
Maxi 630 bar
Pression Maxi :
Epreuve à 1200 bar

Dans le catalogue , les indications des cotes sont en millimètres.
La pression nominale PN (en bar) correspond aux facteurs de sécurité de 4 fois la valeur indiquée.

Ensemble des Filetages selon les Normatives ISO - DIN - SAE - ANSI - ASME :

TYPE A	TYPE B	TYPE C	TYPE D	TYPE E
Filetage : ISO 6149-1	**Filetage :** B DIN 3852	**Filetage :** DIN 3852	**Filetage :** DIN 3852 pour Conique	**Filetage :** SAE J514 - UNF
Joint : O-Ring AS 568	**Tenu :** Métal d'entaille	**Joint :** Plate DIN 3869	ISO 7/1 - AISI / ASME B.1.20. - 82 pour NPT	**Joint :** O-Ring AS 568

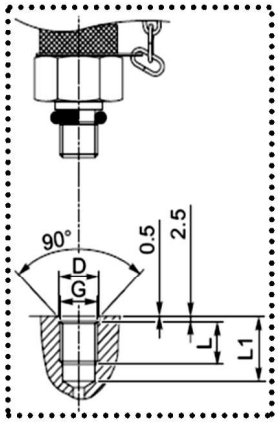

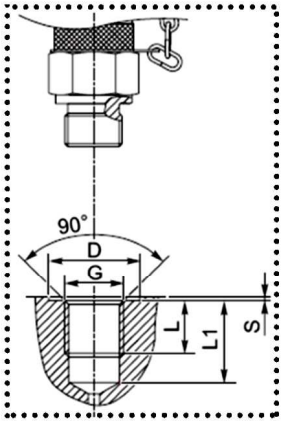

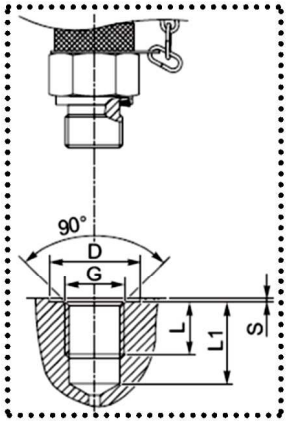

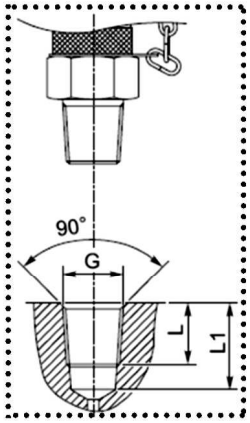

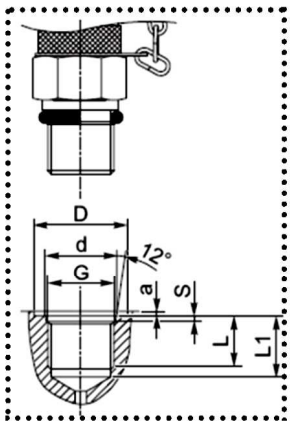

ATM Instruments - **158, rue de l'Artisanat - Parc du Calvi 74330 EPAGNY-France**
Tél. 0033-04.50.46.08.73 - Fax. 0033-04.80.80.61.79
E-mail : contact@atm-instruments.com - Site: www.atm-instruments.com

ATM Instruments ATM Instruments ATM Instruments ATM Instruments ATM Instruments ATM Instruments ATM Instruments ATM Instruments

ATM INSTRUMENTS

Français

MADE en ITALIE

PRISE de PRESSION HYDRAULIQUE

Cylindrique sans Joint

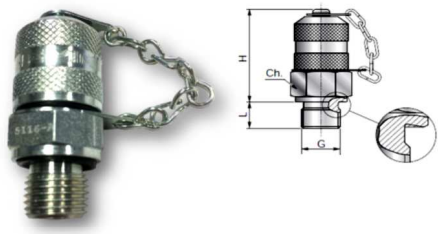

G / Type	H	L	Ch.	PN bar
Filetage Métrique Cylindrique				
M10x1 / B	37mm	8,5mm	17	400
M12x1,5 / B	37mm	12mm	17	630
M14x1,5 / B	37mm	12mm	19	630
M16x1,5 / B	37mm	12mm	22	630
Filetage Gaz Cylindrique ISO 228				
1/8"G / B	37mm	8mm	17	400
1/4"G / B	37mm	12mm	19	630
3/8"G / B	37mm	14mm	22	630

Cylindrique avec Joint NBR ou Viton®

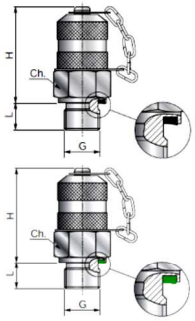

G / Type	H	L	Ch.	PN bar
Filetage Métrique Cylindrique				
M10x1 / C	37mm	8mm	17	630
M12x1,5 / C	37mm	10mm	17	630
M14x1,5 / C	37mm	12mm	19	630
M16x1,5 / C	37mm	12mm	22	630
Filetage Gaz Cylindrique ISO 228				
1/8"G / C	37mm	8mm	17	630
*1/8"G / C Inox	37mm	8mm	17	630
1/4"G / C	37mm	12mm	19	630
*1/4"G / C Inox	37mm	12mm	19	630
3/8"G / C	37mm	14mm	22	630
1/2"G / C	37mm	15mm	27	630

Cylindrique avec Joint O-Ring

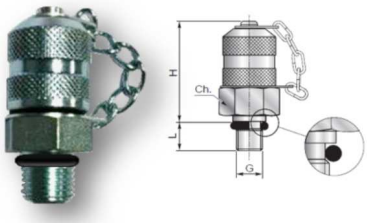

G / Type	H	L	Ch.	PN bar
Filetage Métrique Cylindrique				
M8x1 / A	37mm	8,5mm	17	250
M10x1 / A	37mm	8,5mm	17	630
M10x1,25 / A	37mm	9mm	17	630
M14x1,5 / A	37mm	10mm	19	630
7/16"-20UNF / E	37mm	9mm	17	630
1/2"-20UNF / E	37mm	10mm	17	630
9/16"-18UNF / E	37mm	10mm	19	630
3/4"-16UNF / E	37mm	14mm	22	630

Gaz Conique ou NPTF

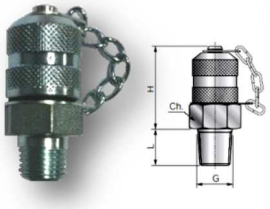

G / Type	H	L	Ch.	PN bar
Filetage Gaz Conique ISO 7/1				
1/8"G / D	37mm	10mm	17	400
1/4"G / D	37mm	12mm	19	630
3/8"G / D	37mm	14mm	22	630
Filetage NPTF				
1/8"-28NPTF /D	37mm	10mm	17	400
1/4"-18NPTF / D	37mm	14mm	19	630
*1/4"-18NPTF inox / D	37mm	14mm	19	630
3/8"-18NPTF / D	37mm	16mm	22	630

Avec connexion Lisse

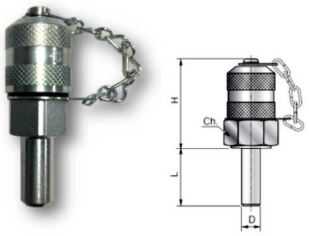

D	H	L	Ch.	PN bar
Ø6 mm	37mm	20mm	17	630
*Ø6 mm inox	37mm	20mm	17	630
Ø8 mm	37mm	20mm	17	630
Ø10 mm	37mm	20mm	17	630
Ø12 mm	37mm	20mm	17	630
Ø14 mm	37mm	20mm	17	630
Ø15 mm	37mm	20mm	17	315
Ø16 mm	37mm	20mm	17	400

Femelle Tournante JIC 37° - O.R.F.S

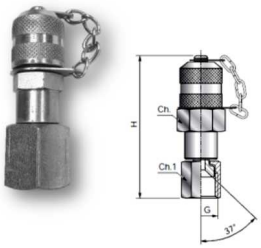

G / Type	H	Ch.	Ch.¹	PN bar
Filetage Femelle JIC 37°				
7/16"-20 UNF	64mm	17	14	630
1/2"-20 UNF	65mm	17	17	400
9/16"-18 UNF	67mm	17	19	315
3/4"-16 UNF	70mm	17	22	315
Filetage Femelle O.R.F.S.				
9/16"-18 UNF	53mm	17	19	400
11/16"-16 UNF	54mm	17	22	400
13/16"-16 UNF	58mm	19	24	400

Passe-Cloison connexions JIC 37° et M16x2

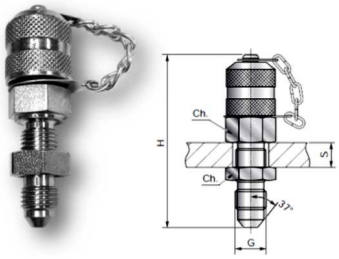

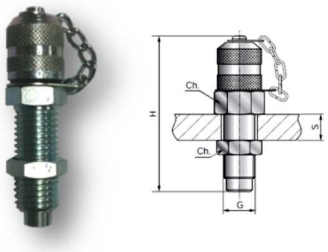

G / Type	H	Ch.	S max	PN bar
Filetage Mâle JIC 37°				
7/16"-20 UNF	68mm	17	9	630
1/2"-20 UNF	68mm	17	9	400
9/16"-18 UNF	69mm	19	9	315
Filetage Mâle Métrique				
M16x2	88mm	19	25	630

Passe-Cloison connexion pour Tube métallique

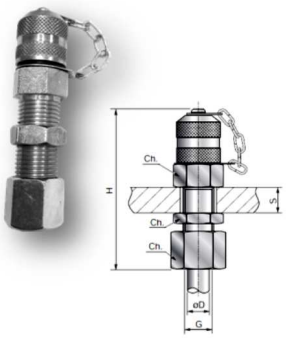

Ø D	8 mm	10 mm	12 mm
G	M16x1,5	M18x1,5	M20x1,5
H	80 mm	82 mm	84 mm
Ch.	19	22	24
Ch.¹	19	22	24
S max	20 mm	20 mm	20 mm
PN bar	630	630	630

Prise de Pression en Ligne Femelle Tournante à 60°

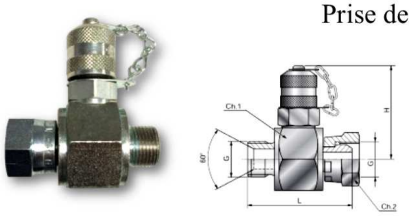

G	H	L	Ch.¹	Ch.²	PN bar
1/4"G - ISO 228	55mm	53mm	32	19	400
3/8"G - ISO 228	55mm	60mm	32	22	400
1/2"G - ISO 228	55mm	60mm	32	27	400
3/4"G - ISO 228	55mm	68mm	32	32	400
1"G - ISO 228	60mm	74mm	41	41	315